















How to post car setups on RaceDepartment.com forums

Step by step guide

Step 1

From our main forum, go to the Racing Club

Forum	Last Post	Threads	Posts
Site & Support			
 Site Feedback & Support Give us your feedback or support questions here.	 Name change thread by Christopher Aponte 1 Day Ago	65	689
Racing Club & Leagues			
 Racing Club (6 Viewing) Non-League racing in a controlled and wrecker free environment with skilled drivers	 Honda Accord Euro R 2007 ... by Ramon van Rijn 23 Minutes Ago	779	8,308
 Racing Leagues (3 Viewing) Professional leagues for sim enthusiasts • World Touring Car Championship • GT Championship • Formula BMW Nations GP	 [Movie] WTCC Brands Hatch... by Cristian Haba 2 Hours Ago	377	4,948
Racing Games & Simulations			
 PC (9 Viewing) Discuss your favorite PC racing games	 Posting setups at RD (or not?) by Grant Daly 13 Minutes Ago	1,188	15,320
 Xbox 360 Discuss tips, tricks and reviews about the best Xbox and Xbox 360 racing games	 Some new RACE Pro screenshots by Traumatic 12 Hours Ago	20	102
 Playstation 3	 Trophy Support a Possibility by Boudier	14	64

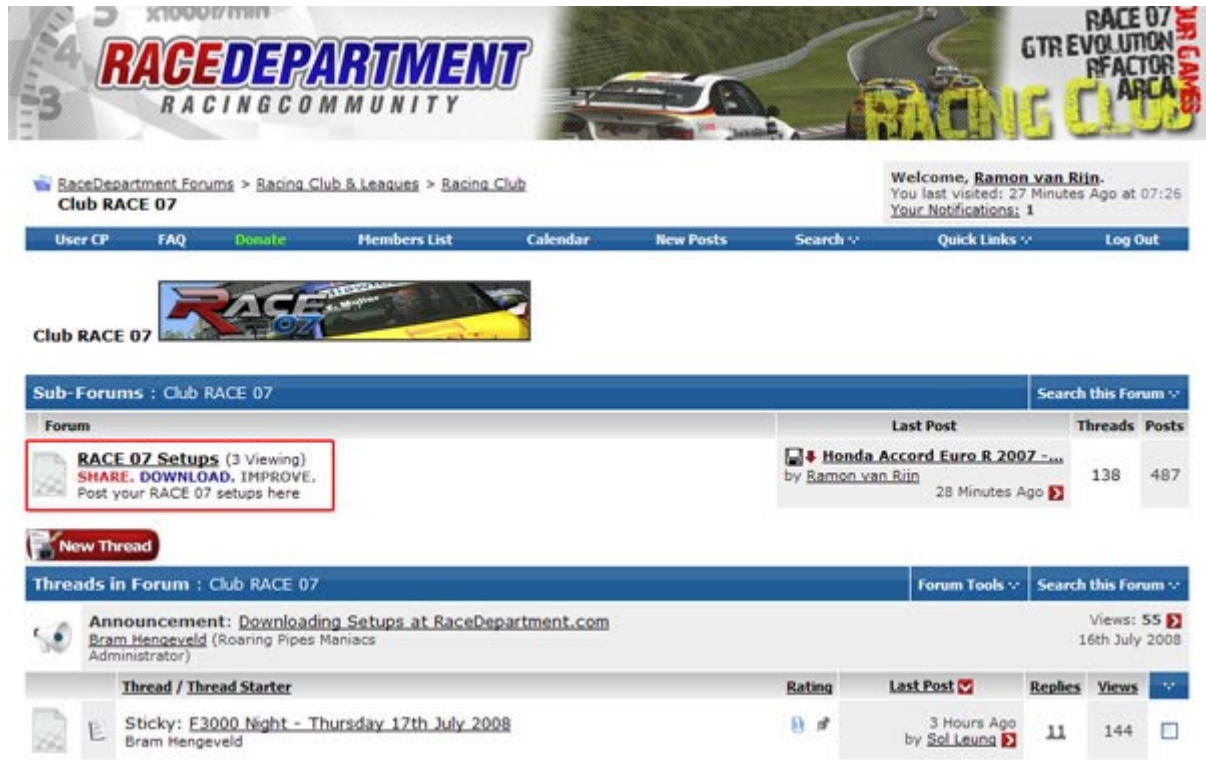
Step 2

For which game is the setup? In my example we are posting a BMW E90 setup for Race07. Click on Race 07.

 Club GTR Evo	
 Club RACE 07 (6 Viewing)	
 Club rFactor	
 Club GTL	
 Club ARCA	
 Club GTR 2	
 Club LFS	

Step 3

Go to the <GameName> Setups subforum; in my example the Race 07 Setups subforum.



RACEDEPARTMENT RACING COMMUNITY

RACE 07 GTR EVOLUTION REFACTOR ARCA

Welcome, **Ramon van Riin**.
You last visited: 27 Minutes Ago at 07:26
Your Notifications: 1

User CP FAQ Donate Members List Calendar New Posts Search Quick Links Log Out

Club RACE 07

Sub-Forums : Club RACE 07

Forum	Last Post	Threads	Posts
RACE 07 Setups (3 Viewing) SHARE, DOWNLOAD, IMPROVE. Post your RACE 07 setups here	Honda Accord Euro R 2007 - ... by Ramon van Riin 28 Minutes Ago	138	487

New Thread

Threads in Forum : Club RACE 07

Forum Tools Search this Forum

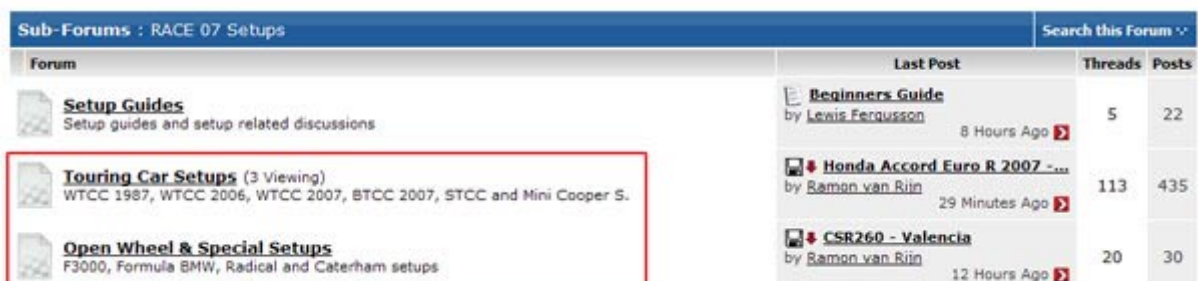
Announcement: Downloading Setups at RaceDepartment.com
Bram Hengeveld (Roaring Pipes Maniacs Administrator)
Views: 55
16th July 2008

Thread / Thread Starter	Rating	Last Post	Replies	Views
Sticky: <u>E3000 Night - Thursday 17th July 2008</u> Bram Hengeveld		3 Hours Ago by Sol Leung	11	144

Step 4

Choose the desired car type (this can vary from game to game); for Race 07 we have Touring Cars (Seat/Alfa/BMW/Honda/etc) and Open Wheel (Caterhams/Radicals/F3000/FBMW).

For my example we choose Touring Car.



Sub-Forums : RACE 07 Setups

Forum	Last Post	Threads	Posts
Setup Guides Setup guides and setup related discussions	Beginners Guide by Lewis Fergusson 8 Hours Ago	5	22
Touring Car Setups (3 Viewing) WTCC 1987, WTCC 2006, WTCC 2007, BTCC 2007, STCC and Mini Cooper S.	Honda Accord Euro R 2007 - ... by Ramon van Riin 29 Minutes Ago	113	435
Open Wheel & Special Setups F3000, Formula BMW, Radical and Caterham setups	CSR260 - Valencia by Ramon van Riin 12 Hours Ago	20	30

Step 5

Choose for which car the setup is; in this case BMW E90 320si

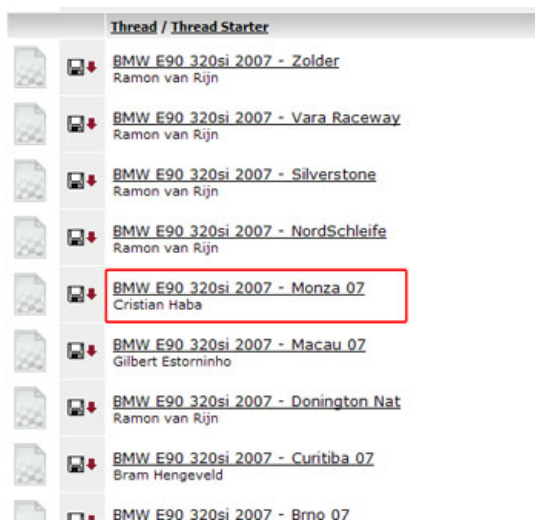


Step 6

If there is already a thread for the *Car – Track* head to the already existing thread.

If there is no thread for your *Car – Track* goto Appendix A.

Example: If you want to post a BMW E90 setup for Monza click on the shown thread.



Step 7

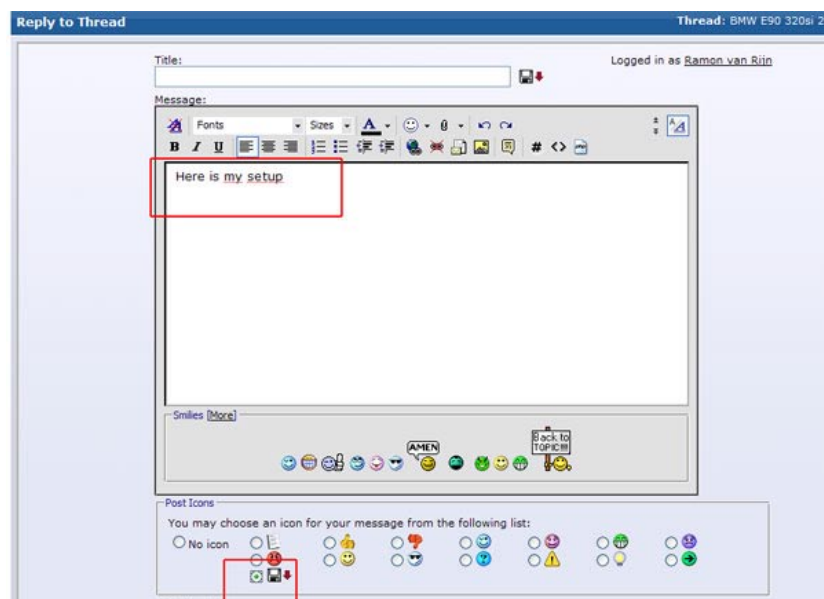
Once inside the thread, click **Post Reply** to post a new message in which you can attach your setup.



Step 8

Type a message you like and/or give information about your laptime or what you changed; etc.etc.

Select the Disk icon below to indicate you have something to download. This helps others which threads/postings contains downloadable files.



Step 9

Scroll down the screen and click on **Manage Attachments** to open the Add attachments window.

Additional Options

Miscellaneous Options

☒ Show your signature
☒ Automatically parse links in text
☒ Automatically retrieve titles from external links
☐ Disable smilies in text

Attach Files

Valid file extensions: bmp doc gif jpe jpeg jpg pdf png psd rar sto svm ta txt vcr zip

Manage Attachments

Goldbrick Media Options

☐ Use Goldbrick media options

Thread Subscription

Notification Type:
Do not subscribe

Rate Thread

If you like, you can add a score for this thread.
Choose a rating

Thread Management

☐ Close this thread after you submit your message
☐ Stick this thread after you submit your message

Submit Reply

Preview Post

Step 10

Click browse to search and select your setup file. For Race07 the setups are stored in ..\Steam\SteamApps**<YourSteamName>**\race 07\UserData\CarSetups**<TrackName>**\

Select your <setupname>.svm file and click open to select it.

Next click on **Upload** to attach the setup to the Posting.

The screenshot shows a "Manage Attachments" window. At the top right is a button labeled "Close this window". Below the title bar, there's a section titled "Upload File from your Computer". It contains a list of file entries. The first entry has a text field containing "Setups\E90\Monza_E90_RR.sv" and a "Browse..." button next to it. This "Browse..." button is highlighted with a red rectangle. There are eight more identical "Browse..." buttons below it. In the bottom right corner, there is a red-bordered button labeled "Upload".

The setup is now attached, close the Manage Attachments window and submit your posting.

Thank you for sharing your setup!

Appendix A

If there is currently not an existing thread about your *Car – Track*, just make a thread yourself.

Click **New Thread** to create a new thread.

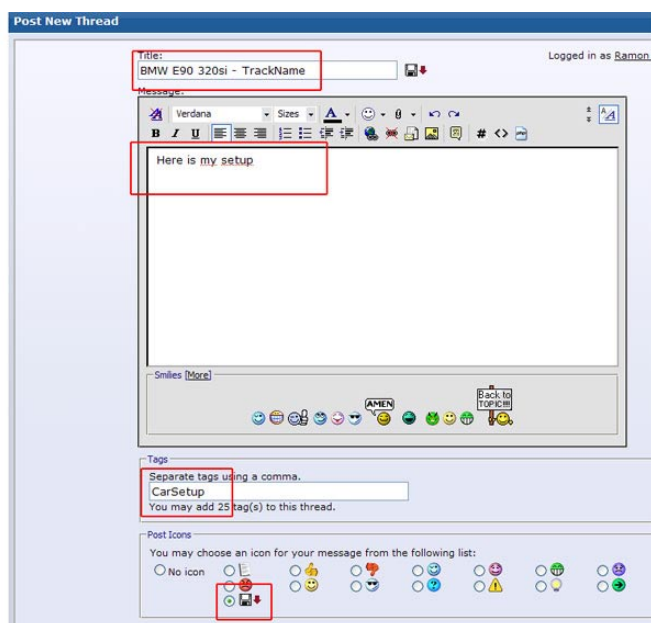


Next type your title; please do it carefully and learn from what others type. In our example *BMW E90 320si – TrackName*. Replace *TrackName* for your trackname;

Type a message to others, maybe some laptimes/adjustments you did. Etc.etc.

In the Tags field, type *CarSetup*. This way others can search with tags to carsetups which make life for all of us much easier.

Select the Disk icon to indicate the newly created thread contains at least one downloadable file.



Scroll down and click **Manage Attachments** to add the attachment.

The screenshot shows a web form titled "Additional Options". It contains several sections: "Miscellaneous Options" with checkboxes for "Show your signature", "Automatically parse links in text", "Automatically retrieve titles from external links", and "Disable smilies in text"; "Attach Files" with a list of valid file extensions and a red button labeled "Manage Attachments"; "Goldbrick Media Options" with a checkbox for "Use Goldbrick media options"; "Thread Subscription" with a "Notification Type" dropdown set to "Do not subscribe"; "Post a Poll" with a checkbox for "Yes, post a poll with this thread" and a "Number of poll options" input set to 4; "Thread Management" with checkboxes for "Close this thread after you submit your message" and "Stick this thread after you submit your message"; and "Trackback" with a "Send Trackbacks to" input field. At the bottom are "Submit New Thread" and "Preview Post" buttons.

Click browse to search and select your setup file. For Race07 the setups are stored in `..\Steam\SteamApps\<YourSteamName>\race 07\UserData\CarSetups\<TrackName>`

Select your <setupname>.svm file and click open to select it.

Next click on **Upload** to attach the setup to the Thread.

The screenshot shows a "Manage Attachments" window with a "Close this window" button in the top right. It has a section "Upload File from your Computer" containing a table with file names and "Browse..." buttons. The first row shows "Setups\E90\Monza_E90_RR.svm" and its "Browse..." button is highlighted with a red box. There are eight rows in total. At the bottom right of the window is a red button labeled "Upload", which is also highlighted with a red box.

The setup is now attached, close the Manage Attachments window and submit your thread.